

K8 Series

Illuminated SMT Tactile Switch with Dedicated LED



Specifications

Function	Momentary action
Contact Arrangement	1 make control = SPST, N.O.
Terminals	Gullwing type for SMT, 2 terminals for LED
Packaging	In reels of 900 pieces under sealed foil. Dimensions of reels according to EIA RS481 or IEC 2863. External diameter 380 mm.
Illumination Colors	White, blue, pure green, orange, super red. LED technical information available on product specification. For any extra color, please contact your sales representative.

Electrical Characteristics

Max. Power	1.0 VA
Min. / Max. Voltage	20 mV - 32 VDC
Min. / Max. Current	0.1 mA - 50 mA
Dielectric Strength	(50 Hz, 1 min.) \geq 250 Vrms
Contact Resistance	$<$ 100m Ω
Insulation Resistance	(100 V, initial stage) $>$ 10 $^9\Omega$
Bounce Time	$<$ 10 ms

Environmental Characteristics

Operating Temperature	-40°C to 85°C
Storage Temperature	-55°C to 85°C

Description

The K8 series lighted SMT tact switch with rugged LED mounting process is perfect for network, medical equipment and automotive applications that need to last a long time while enduring the harshest conditions. The K8 combines consistent LED light output with excellent tactile feel and clear audible haptic confirmation.

Features & Benefits

- Various LED options
- No light perturbation
- Sound haptic
- Various climatic classes

Applications

- Automotive
- Network equipment
- Telecommunications
- Medical equipment
- Industrial controls

Process

Soldering	Compatible with the lead free soldering profile. No washing. MSL Level: 5a
------------------	--

Materials

Contacts	Ag over Ni
Terminals	Ag over Ni
Housing	Thermoplastic UL94 V0

Notes:

The specifications show in the datasheet are for reference only and are not valid for design-in work. Please contact your sales representative to request drawings and product specifications. For systems where reliability and safety are required, please contact your sales representative to secure product integration and function to secure usage.

K8 Series

Illuminated SMT Tactile Switch with Dedicated LED



Mechanical Characteristics

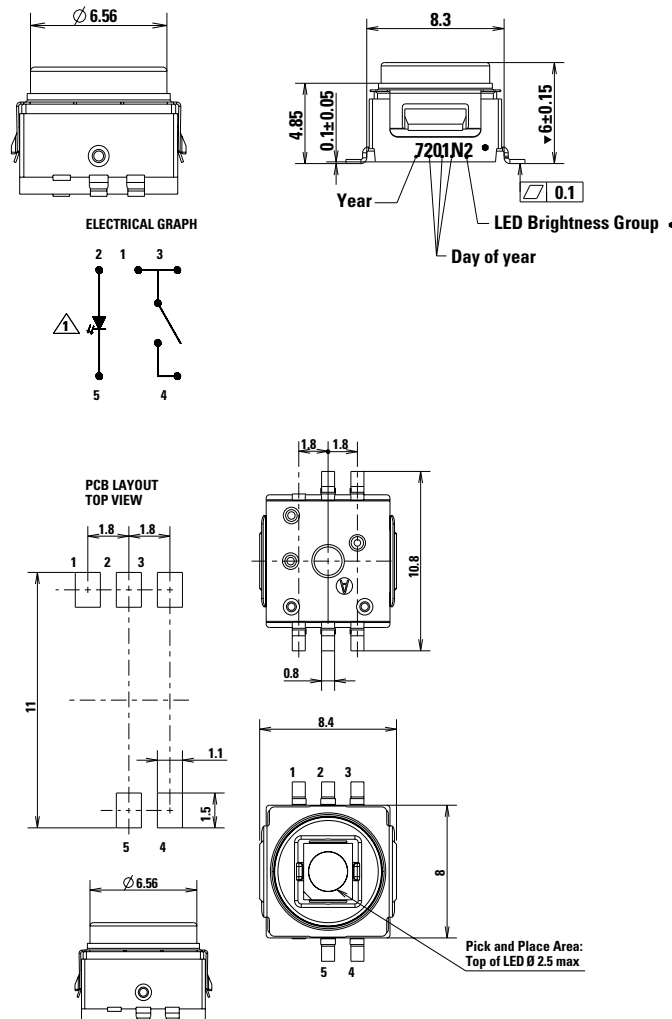
Part #	Actuation Force (N)	Operating Life (operations)	Travel (total travel mm)
K8xx41G LFS	4.0	300,000	0.45 (0.95)

Notes:

1. Tolerances on actuation force is $\pm 25\%$.
2. Sealing Level: IP40

Part #	REF LED	Emitted Color	Luminous Intensity (mcd) If = 20 mA		Chromaticity Coordinates or Peak Wave Length (typ) If = 20 mA		Forward Voltage	
			min	typ	X	Y	min	max
K8WH41G LFS	LWT67C-S2U1-5K8L	White	224	560	0.33	0.33	3	4.1
K8BU41G LFS	LBT67C-P2R1-35	Blue	56	140	465 nm		3	4.1
K8PG41G LFS	LPT676-L1M2-25	Pure Green	11.2	28	562 nm		1.8	2.4
K8SR41G LFS	LPT676-Q1R2-1	Super Red	71	180	645 nm		1.8	2.3
K8OG41G LFS	LOT676-R1S2-24	Orange	112	280	610 nm		1.85	2.35

Dimensions (mm)



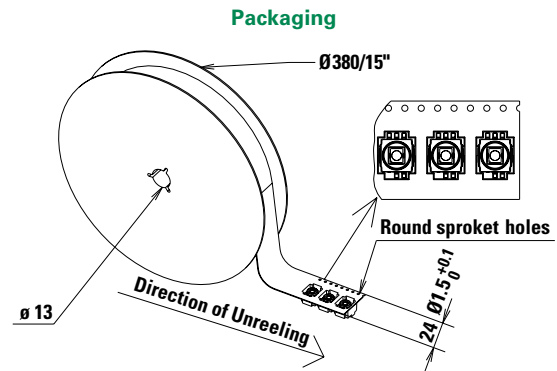
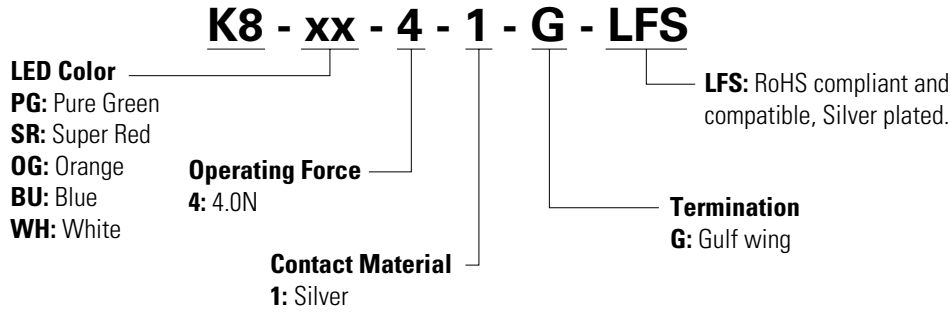
K8 Series

Illuminated SMT Tactile Switch with Dedicated LED



Ordering Number

Our easy build-a-switch concept allows you to mix and match options to create the switch you need. To order, select desired option from each category and place it in the appropriate box.



Liability Limitation

This datasheet does not provide enough information for applications that require a certain level of quality or safety such as automotive, medical systems, or safety equipment. Please contact customer service for the contractual specification package.

Disclaimer Notice - Information furnished is believed to be accurate and reliable. However, users should independently evaluate the suitability of and test each product selected for their own applications. Littelfuse products are not designed for, and may not be used in, all applications. Read complete Disclaimer Notice at <http://www.littelfuse.com/disclaimer-electronics>.