

NEW!

PTS 530 Series Ultra Low Profile SMT Top Actuated

Features/Benefits

- 4.5 x 4.5 mm footprint
- 0.55 mm thickness
- High number of cycles
- Symbol line identification

Typical Applications

- MP3 accessories
- Bluetooth headset
- Remote controls
- Garage door opener



Specifications

FUNCTION: momentary action
 CONTACT ARRANGEMENT: 1 make contact = SPST N.O.
 TERMINALS: Gullwing for SMT
 TRAVEL: 0.2mm - 0.1 /+ 0.15mm

Part Number	Operating Force (gf)	Operating Life (operations)
PTS530 GN055 SMTR LFS	100 ± 30	1,000,000
PTS530 GM055 SMTR LFS	160 ± 30	1,000,000
PTS530 GH055 SMTR LFS	200 ± 30	200,000
PTS530 GK055 SMTR LFS	260 ± 30	200,000
PTS530 GG065 SMTR LFS	400 ± 70	300,000
PTS530 GS065 SMTR LFS	600 + 50/+100	150,000

Electrical

MAXIMUM VOLTAGE: 12 VDC
 MAXIMUM CURRENT DC: 50 mA
 DIELECTRIC STRENGTH: 250 VA C (1mn)
 CONTACT RESISTANCE: ≤ 100 mΩ
 INSULATION RESISTANCE: ≥ 100 MΩ
 BOUNCE TIME: ≤ 10 ms

Environmental

OPERATING TEMPERATURE: -40°C to 85°C

Process

SOLDERING: This component is suited to the following methods:
 Infrared Reflow Soldering in accordance with IEC61760-1

Packaging

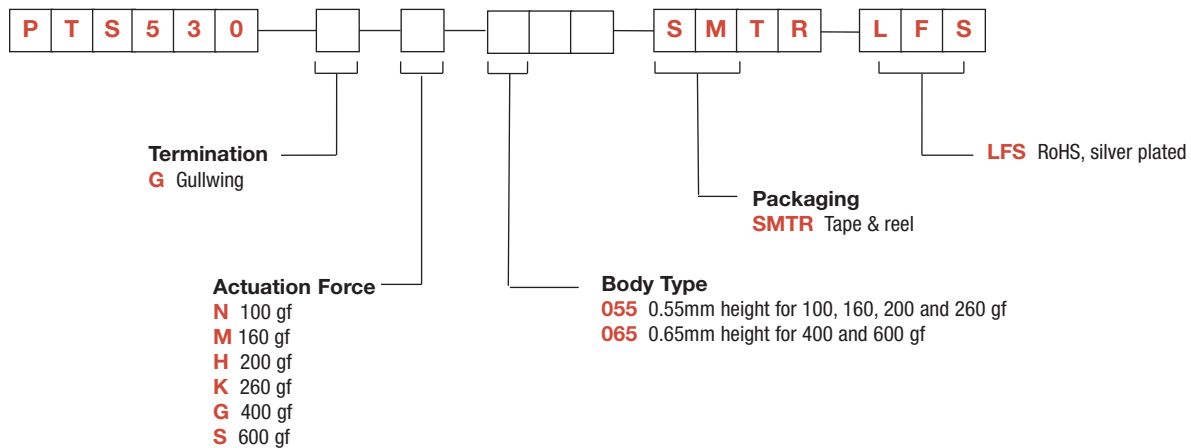
Switches in reels of 7,000 pieces.
 Dimensions of reels according to EIA 481B
 External diameter 330 mm

NOTE: Specifications listed above are for switches with standard options.
 For information on specific and custom switches, consult Customer Service Center.

How To Order

Our easy build-a-switch concept allows you to mix and match options to create the switch you need. To order, select desired option from each category and place it in the appropriate box.

For any part number different from those listed above, please consult your local representative.

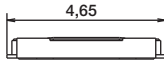


PTS 530 Series Ultra Low Profile SMT Top Actuated

NEW!

TERMINATION

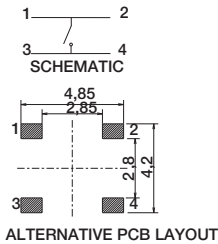
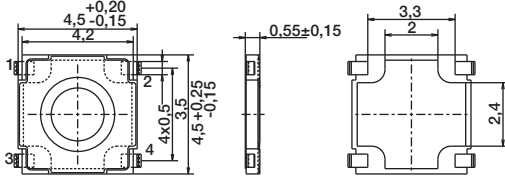
G GULLWING



BODY TYPE / ACTUATION FORCE

Tactile Switches

055 0,55 MM HEIGHT

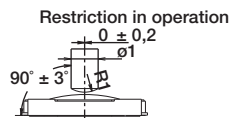
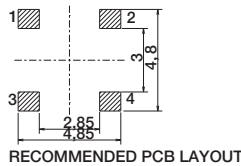
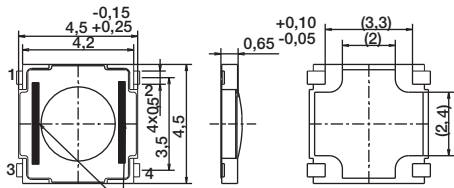
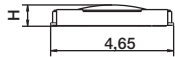


Actuation force identification lines:

N: 100 gf	
M: 160 gf	No Lines
H: 200 gf	
K: 260 gf	

065 0,65 MM HEIGHT

PART NUMBER	HEIGHT
PTS 530 GS 065 SMTR LFS	+0.1 -0.05 0.72
PTS 530 GG 065 SMTR LFS	0.68



Force symbol lines for 600 gf
No symbol line for 400 gf

G: 400 gf	No Lines
S: 600 gf	

TAPE & REEL

